

## SCHOOL PROFILE

# Olson Elementary

MADISON METROPOLITAN  
SCHOOL DISTRICT



Address: 801 Redan Dr | Phone: 608-442-2600 | E-mail: [olson@madison.k12.wi.us](mailto:olson@madison.k12.wi.us)

Olson is committed to the MMSD vision of developing well-rounded students who will be college, career, and community ready! Olson celebrated its 10th Anniversary and through an essay contest solicited input from students regarding the Ten Best Things About Olson. Students give voice to the following positive aspects about Olson: "I have great friends of different races and the teachers are amazing"; "Teachers help kids to feel safe and good"; "I get treated fairly"; "I learn at Olson and like to talk with my teachers. They care about me and my friends."

These highlighted aspects of Olson are supported by the overwhelmingly positive results of the Culture and Climate Survey as reported by students, staff and families. Having these foundational structures in place supports the continuous growth in academic learning. Olson's teachers successfully implemented the new math curriculum Bridges and achieved 76% of students in third through fifth grade meeting their growth goals in math as measured by MAP. This exceeded our goal by 9%!! Olson's teachers will continue to focus on improving reading instruction and will implement The 5 Step Reading Process next school year in order to give structure to Team Planning and focus on the reading standards.

Finally, Olson will participate in a pilot program for Advanced Learners, emphasizing differentiated instruction and meeting the needs of all students through core instruction. Olson's dedicated staff along with the supportive Olson families will join in an alliance to develop Olson "Otters" into successful, well-rounded citizens. Olson's mascot Super Swimmy promotes the idea that ALL students have the super power of a growth mindset, which helps students to be efficacious and believe: "If I work hard, I will get smarter!"

### Equity Vision

Olson's vision for equity is the belief that the Olson School Community will collaboratively create a welcoming and all-inclusive school environment where students, families, and educators feel valued and are actively engaged so that rigorous learning, growth and mastery of content for all is achieved.

### Strengths

Olson's key strength is the overall positive school culture and climate as indicated by the Culture and Climate Survey results for Staff, Parents and Students. Academically, Olson's math outcomes on MAP indicate strong growth where 76% of students met their growth targets. This exceeded our goal by 9%!

### Progress

Strong progress was made in the implementation of the new math curriculum Bridges with fidelity by all grade levels resulting in 56.3% of students proficient or above in math measured by MAP. Secondly, for the goal of students meeting reading proficiency, the outcomes were 47% of all students reached proficiency and above.

### Area for Growth

Olson continues to focus on improving reading instruction and will implement the 5 Step Reading Process in order to provide a structure and routine for Teacher Teams to collaboratively plan reading instruction and build efficacy in dependent learners in the area of reading.



School Principal: Deborah Lyons

## **Vision Connection**

Our school supports MMSD's vision that all students acquire the skills and abilities needed to be successful, including a mastery of content areas, growth mindset, self-knowledge, creativity, wellness, interpersonal skills, confidence, cultural competence, and community connection. Through these skills and abilities, our students will graduate college, career, and community ready.

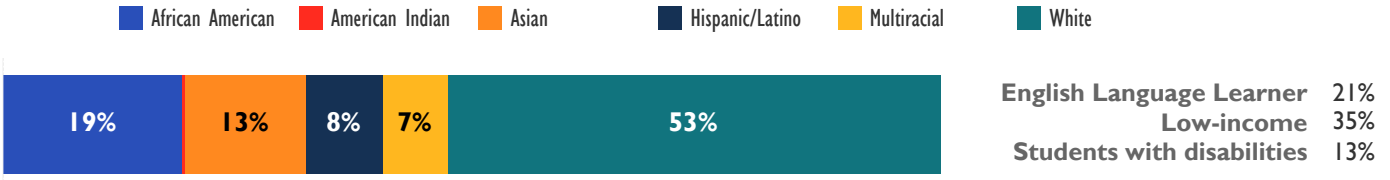
# Olson Elementary

Address 801 Redan Drive  
 Principal Deborah Lyons  
 Phone (608)442-2602  
 4K Yes  
 Title I No

Developmental Bilingual Education Yes  
 Dual Language Immersion No  
 SAGE No  
 Attendance rate 94.6%  
 Total enrollment 443

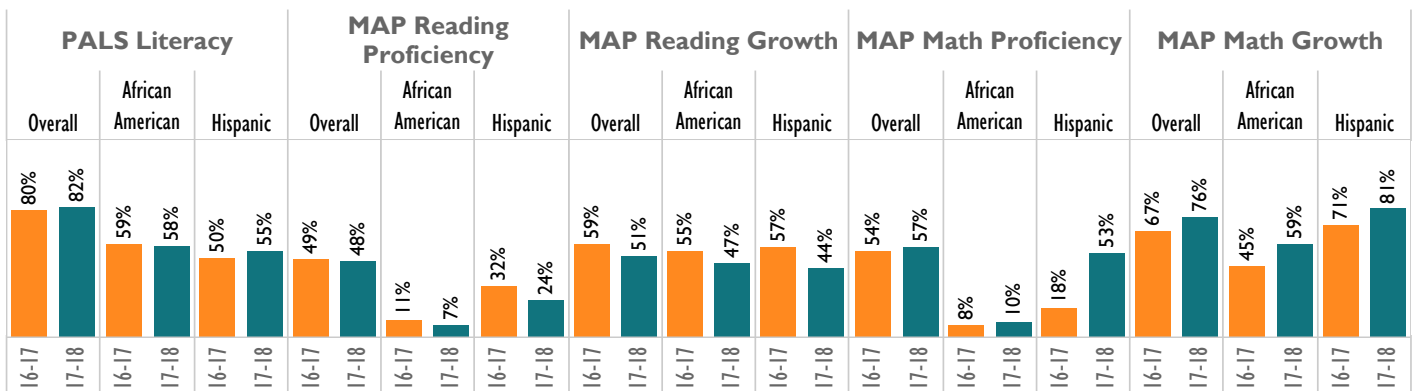
2017-2018 Data Profile

## Demographics

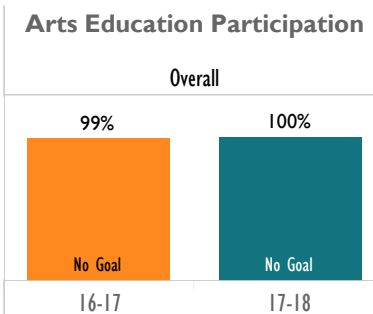


## Strategic Framework Goal #1 Milestones: On-Track to Graduate

Each bar shows the percent of students meeting the relevant metric overall and for the focus group the school selected on their School Improvement Plan (SIP) when applicable.



## Strategic Framework Goal #2 Milestones: Challenging and Well-Rounded Education



Participation rates are based on transcribed courses.

When no goal for the measure has been set "No Goal" will be displayed in the bar.

## Strategic Framework Goal #3 Milestones: Positive Climate

Each bar shows the percent of responses within each dimension that were positive overall. When no goal for the measure has been set "No Goal" will be displayed in the bar.

